



DATE: _____ LOCATION: _____
 TYPE: _____ PROJECT: _____
 CATALOG #: _____

Halo X Series LED UFO High Bay Light

DESCRIPTION

General Purpose LED Round Highbay Light | Power Select 150W/125W/100W
 or 240W/200W/150W | CCT Select 4000/5000/5700K | 120-277V Input |
 Black Housing | 0-10V Dimming

APPLICATION

Widely used in industrial and commercial settings such as warehouses,
 factories, garages and gymnasiums.



PRODUCT FEATURES

- Power selectable switch (150W/125W/100W or 240W/200W/150W)
- CCT selectable switch (4000/5000/5700K)
- Die cast-aluminum housing, good dissipation
- PIR sensor /Motion sensor function options
- Suitable for pendant mounting and wall mounting and ceiling with loop or hook
- Powered by LED 0-10V dimming driver
- Ambient operating temperature: -40°F to 113°F (-40°C to +45°C)
- UL certified for wet locations
- Power Factor: ≥0.9
- THD: < 20%
- L70 @ >50,000 hrs @ 25°C/77°F ambient fixture temperature
- IP Rating: IP65
- IK Rating: IK08

PERFORMANCE SPECIFICATIONS

SKU Code	DLC Product ID	Model	Wattage	Voltage	Current	Lumens	Efficacy	CCT	Dimming	Nominal Size
311401	/	NC-RHB-150W-3CCT	(100W, 125W, 150W)	120-277V	1.4A	15000LM 18750LM 22500LM	150lm/W	(4000K, 5000K, 5700K)	0-10V	10.2"×4.6"
311402	/	NC-RHB-240W-3CCT	(150W, 200W, 240W)	120-277V	2.2A	22500LM 30000LM 36000LM	150lm/W	(4000K, 5000K, 5700K)	0-10V	12.1"×4.6"

Note: Preset to highest wattage (5700K)

Note: Color uniformity: CCT (Correlated Color Temperature) range as per guidelines outlined in ANSI C78.377-2017

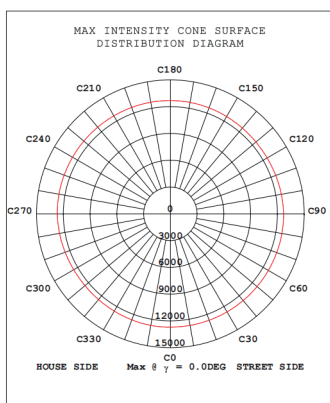
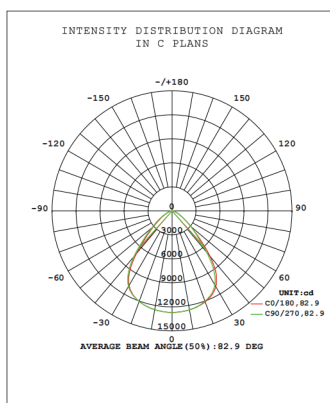


DATE: _____ LOCATION: _____
 TYPE: _____ PROJECT: _____
 CATALOG #: _____

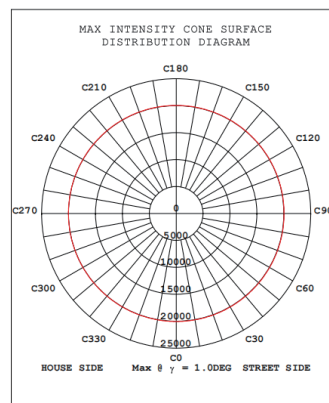
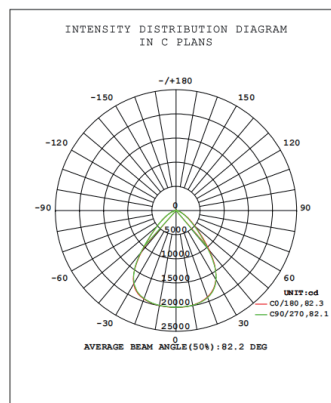
NC-RHB Series LED HIGHBAY LIGHT FIXTURE

PHOTOMETRIC SPECIFICATIONS

POLAR CANDELA DISTRIBUTION



150W

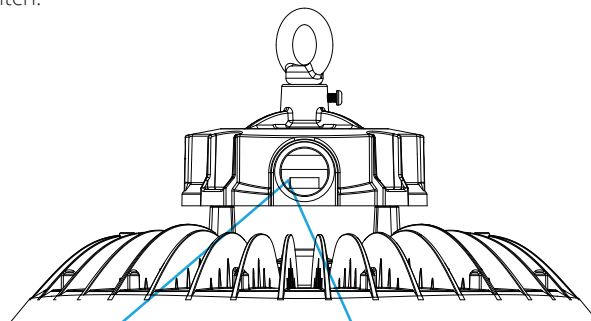


240W

POWER SELECT (WATTAGE) AND COLOR SELECT (CCT) ADJUSTMENT

This fixture is equipped with power selectable switch and CCT selectable switch.

1. Ensure power is off to the fixture.
2. Unscrew the cap.
3. Flip the CCT selectable switch and power selectable switch to the desired settings.
4. Tighten the cap.



POWER SELECT ADJUSTMENT SWITCH

Set dip switch to adjust wattage between (100W, 125W, 150W or 150W, 200W, 240W).
 Fixture comes preset at highest wattage.



CCT SELECT ADJUSTMENT SWITCH

Set dip switch to adjust CCT between 4000K, 5000K, and 5700K.
 Fixture comes preset at 5000K.

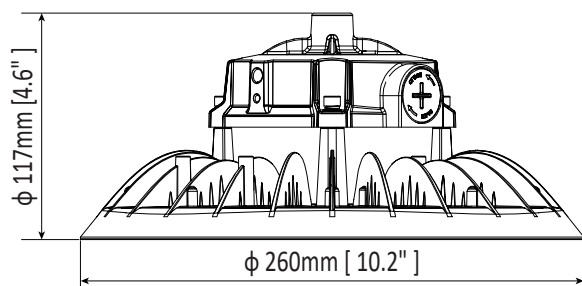




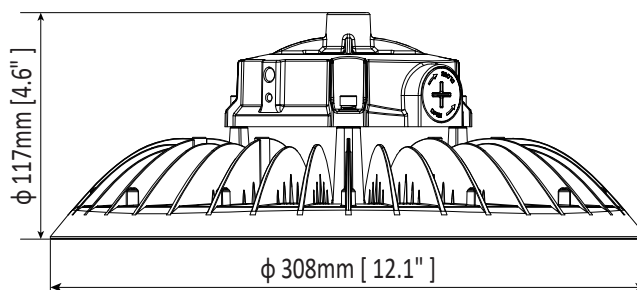
DATE: _____ LOCATION: _____
 TYPE: _____ PROJECT: _____
 CATALOG #: _____

NC-RHB Series LED Highbay Light Fixture

DIMENSIONS



150W



240W

WIRING DIAGRAMS

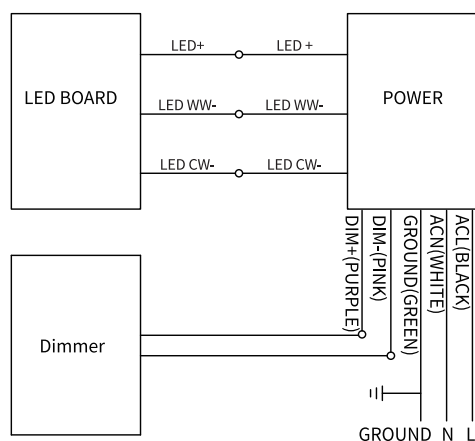


Figure 1

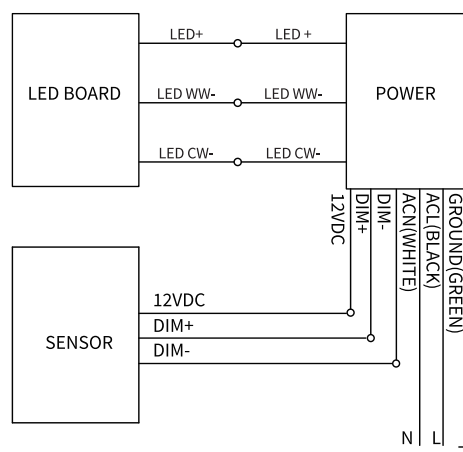


Figure 2

PACKING INFO

Item	QTY	Carton-MM	N.W(KG)	G.W(KG)	20GP	40GP	40HQ
NC-RGB-150W-3CCT	1PCS	325*325*155mm 12.8" X 12.8" X 6.1"	1.5	2.0	1666PCS	3528PCS	3780PCS
NC-RGB-240W-3CCT	1PCS	325*325*155mm 12.8" X 12.8" X 6.1"	2.2	3.1	1260PCS	2604PCS	2790PCS