



DATE: \_\_\_\_\_

LOCATION: \_\_\_\_\_

TYPE: \_\_\_\_\_

PROJECT: \_\_\_\_\_

CATALOG #: \_\_\_\_\_

CanoLux Series

LED Canopy Light – 20W–40W, 3158–5835 Lumens

DESCRIPTION

General Purpose LED Garage Light | Power Select 40/30/20W |  
CCT Select 3000/4000/5000K | AC120-277V Input | Bronze Housing

APPLICATION

Surface mounted outdoor illumination needs, such as parking  
garages, covered walkways, entrance areas, etc.



PRODUCT FEATURES

- NCLTG Power Select technology (40/30/20W)
  - NCLTG CCT Select technology (3000/4000/5000K)
  - Familiar, low profile design ideal for a wide range of new and replacement installations
  - Heavy-duty die-cast aluminum housing
  - Suitable for standard junction box mounting or 3/4" NPT pendant mounting
  - Built-in dusk-to-dawn photocell options
  - Impact-resistant, polycarbonate diffuser with 145° parking garage distribution. Perfect for low mounting applications
- Compatible with NC-CPS, quick install occupancy sensor accessory available
  - Compatible with NC-CPS, Bluetooth wireless controller accessory available
  - Powered by LED 0–10V dimming driver
  - Ambient operating temperature: –30°C/–22°F to 50°C/122°
  - UL certified for wet locations, IP65 rated
  - Power Factor: > 0.95
  - THD: < 20%
  - L70 @ >50,000 hrs @ 25°C/77°F ambient fixture temperature

PERFORMANCE SPECIFICATIONS

DLC Product ID	Catalog Number	Selectable Wattage	Selectable CCT	Lumens	Efficacy	Current	Input Voltage	Dimming	CRI	Distribution Pattern	Nominal Size
	NC-CPS-40W-3CCT	40W	3000K	5437	138 lm/W	0.37A	120–277V	0–10V	>80	145°	10" square
			4000K	5835	153 lm/W						
			5000K	5787	146 lm/W						
		30W	3000K	4288	144 lm/W						
			4000K	4553	158 lm/W						
			5000K	4561	153 lm/W						
		20W	3000K	2970	150 lm/W						
			4000K	3117	161 lm/W						
			5000K	3158	159 lm/W						

Note: Preset to highest wattage (40W/5000K)  
Note: Color uniformity: CCT (Correlated Color Temperature) range as per guidelines outlined in ANSI C78.377-2017

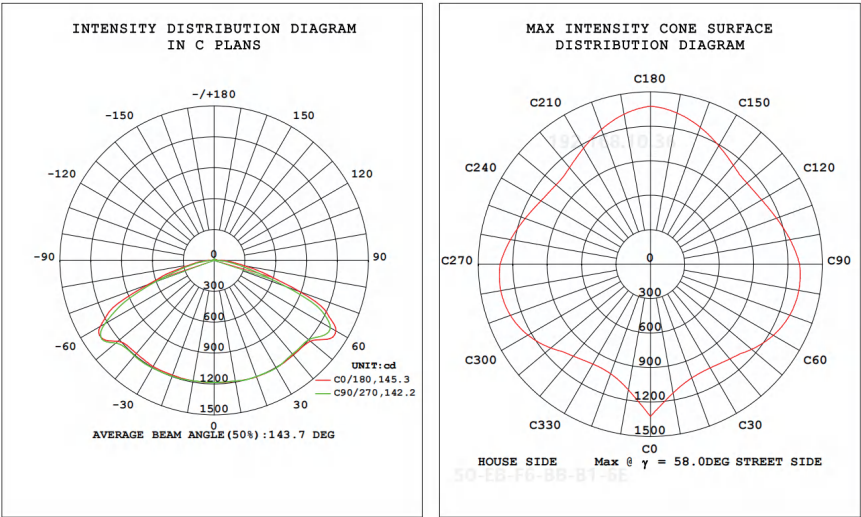


DATE: \_\_\_\_\_ LOCATION: \_\_\_\_\_  
TYPE: \_\_\_\_\_ PROJECT: \_\_\_\_\_  
CATALOG #: \_\_\_\_\_

CanoLux Series  
LED Canopy Light – 20W–40W, 3158–5835 Lumens

PHOTOMETRIC SPECIFICATIONS

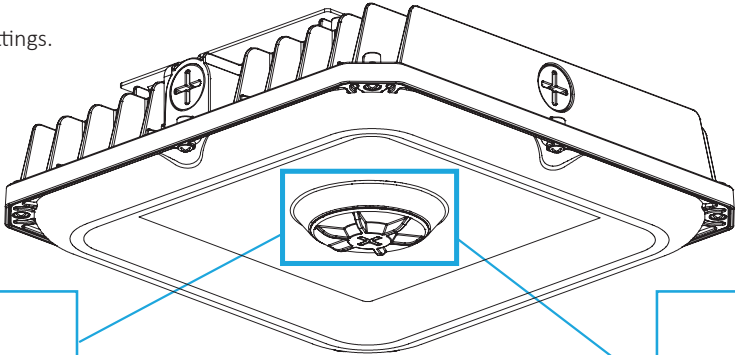
POLAR CANDELA DISTRIBUTION



POWER SELECT (WATTAGE) AND COLOR SELECT (CCT) ADJUSTMENT

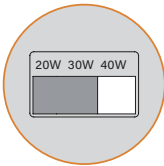
This fixture is equipped with field-adjustable NCLTG Power Select and CCT Select technology.

1. Ensure power is off to the fixture.
2. Remove the cap.
3. Adjust dip switches to desired settings.
4. Screw in the cap.
5. Restore power to fixture.



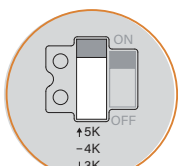
POWER SELECT ADJUSTMENT SWITCH

Set dip switch to adjust wattage between 20W, 30W, and 40 W. Fixture comes preset at 40W.



CCT SELECT ADJUSTMENT SWITCH

Set dip switch to adjust CCT between 3000K, 4000K, and 5000K. Fixture comes preset at 5000K.

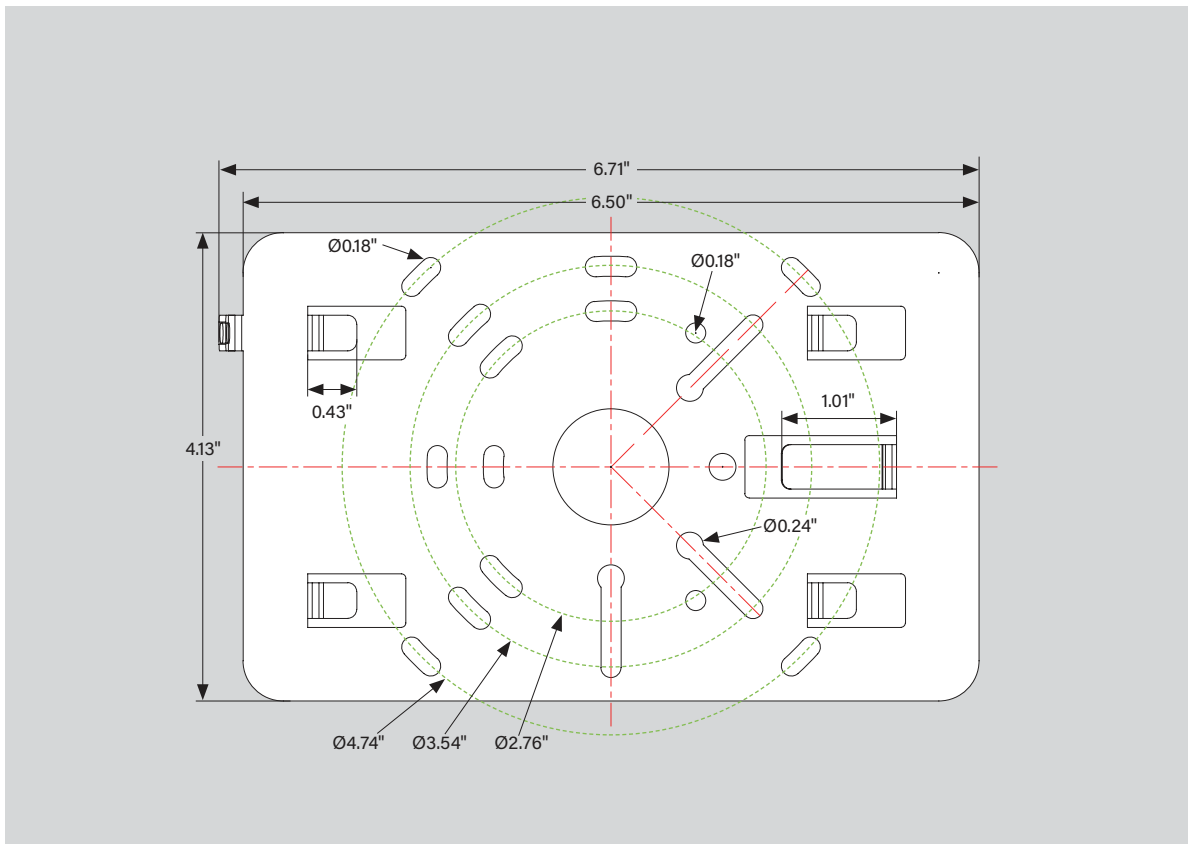
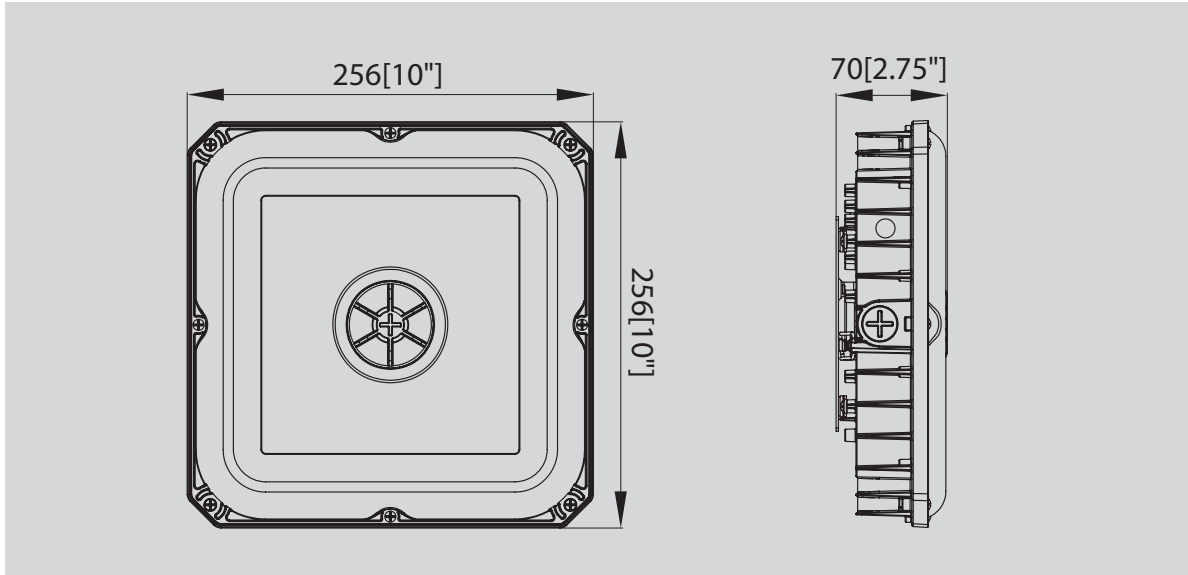


DATE: \_\_\_\_\_ LOCATION: \_\_\_\_\_  
 TYPE: \_\_\_\_\_ PROJECT: \_\_\_\_\_  
 CATALOG #: \_\_\_\_\_

## CanoLux Series

### LED Canopy Light – 20W–40W, 3158–5835 Lumens

#### DIMENSIONS





DATE: \_\_\_\_\_

LOCATION: \_\_\_\_\_

TYPE: \_\_\_\_\_

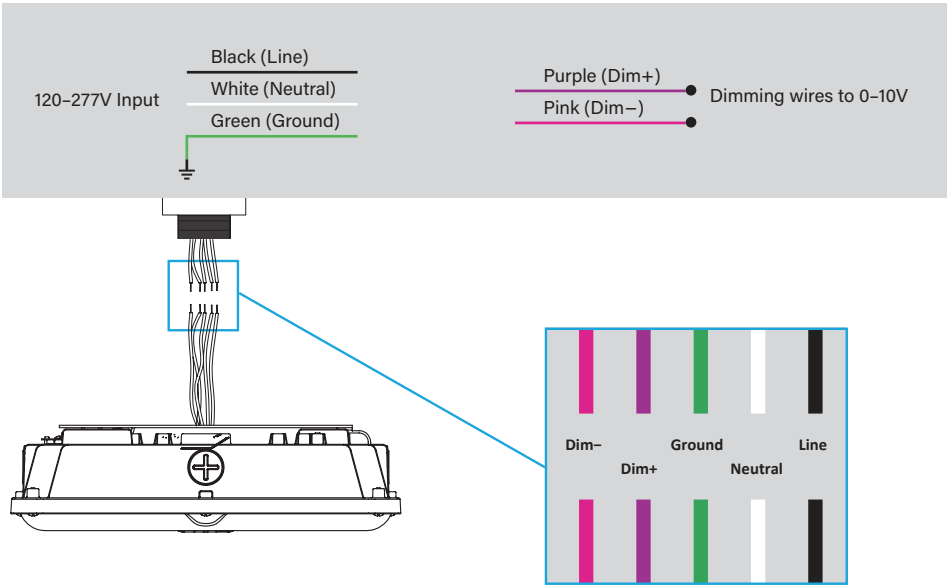
PROJECT: \_\_\_\_\_

CATALOG #: \_\_\_\_\_

CanoLux Series

LED Canopy Light – 20W–40W, 3158–5835 Lumens

WIRING DIAGRAMS



ACCESSORIES

SENSORS / CONTROLLERS



PACKING INFO

Catalog Number	Product Size (MM&INCH)	Carton size (MM&INCH)	Package	Net Weight	Gross Weight	Qty/CTN	Carton Gross Weight	Container Quantity		Drop Test Require	Remark
NC-CPS-40W-3CCT	256X256X70 (10.08"X10.08"X2.75")	440x305x310 (17.32X12.01X12.20)	Outer box + inner box + EPE Foam	2.1KG	2.3KG	4PCS	9.9KG	2688	20GP	YES	Without pallet
								5544	40GP		
								6336	40HP		